

User instruction

New feature for status messages in SiteInfo v2.16

Background

In version 2.16 of SiteInfo we introduce a new feature for customers with objects that are not in use for part of the year.

In this case we had to separate the current status message into two new types; Operation status and Service status.

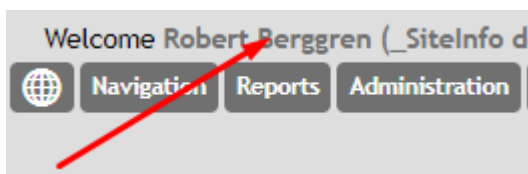
For companies without “seasonal agreement” there is no functional difference except that you can place objects in different categories.

Companies with a “seasonal agreement” receive a discounted fee for objects in operation status “Out of operation”.

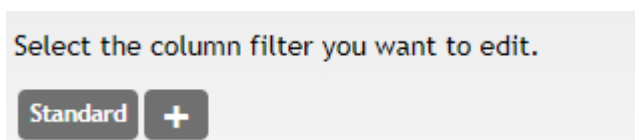
Preparation

To access to the operation status column, it must be activated for the overview and site view.

1. Click on your name to get to your personal settings page.



2. Click on the column set that should contain the operation status column or click on the plus symbol to create a new.



3. Move the column from the right to the left selection.

Settings for overview page

Active columns	Available columns
Planned delivery	Art. no
District	Unit
Site Name	U
Address	%
City	Stock volume
Name	Safety volume
Tankno.	Dead volume
Product	Nominal value
Tank volume	Alarm level
Volume	Warning level
Filling ratio	Service Provider
Ullage	Operation Status

Name of set:

Default set:

4. Repeat the above procedure for the site view.





Site details page settings

Edit settings for Site page.
Customize the information that's available to view.

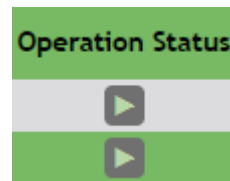
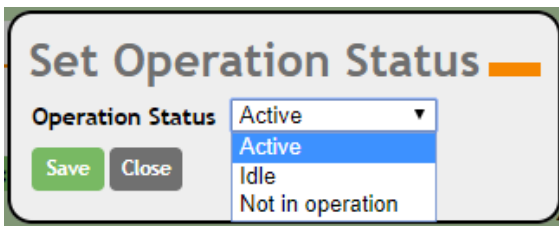
[Site details](#)

Operation status

The new function operational status has three categories:

- 
Active Object that are viewed and planed daily.
- 
Idle Objects that for some reason are not viewed daily are in idle. For example, customers that order themselves.
- 
Out of operation Object that are not used at all for the moment.
- 
Preparing Objects that are not yet installed.

1. Click on the symbol in the operation status column to change status.



For customers with “seasonal agreement” all functionality like volume, level notification, unknown level change, and more will be deactivated if the object is placed in “out of operation”.

Service status

Only applies to customers with support agreement.

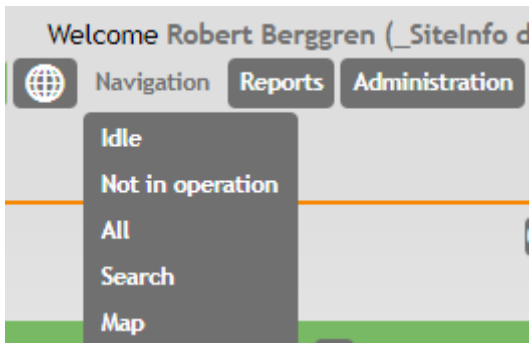
This status is used to change status of the equipment, tank and so on. Like if the measurement is flickering or the tank is up for inspection.

The current status “out of operation” will be moved to “operation status”.



New views in the navigation menu

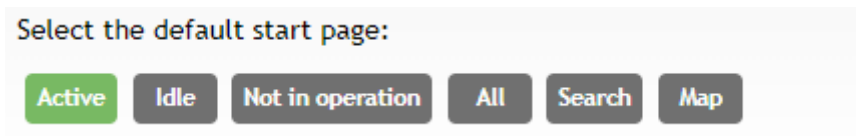
To change between views, use the “Navigation” menu.



New start page options under personal settings

Chose the start page that you wish to be your default upon login.

Active page is marked with green.



Setting for default presentation of grouped objects.

Only applies to customers with option to group objects.

Chose the default way to present grouped objects on the overview

Active page is marked with green.

